

PX25 1185X555


SCALE PALLET TRUCK



PX25

The PX25 pallet truck is a simple, economical and robust tool to be used for lifting and weighing of transported loads.

Thanks to the 4 load cells it is able to be very precise and functional in all internal weighing operations; ideal for checking incoming goods, avoiding overloads and determining shipping weights.



DISPLAY

Its large-sized 6 digits LCD display provides accurate and precise weighing in kg and lb.

The setting of tare shows both gross and net weights.

Weights are shown in 0.5/1 kg/lb steps with 0,05% precision.

Main functions are:

- Tare
- Unbalanced load
- Auto-off



FRAME STRUCTURE

The structure is designed with a double frame consisting of a lower fork on which stands a counter fork. Both forks house two load cells allowing a uniform load distribution, and keeping high weighing accuracy even in case of collision and unbalanced load.



BATTERIES

The PX25 electronic is powered by 4 x AA standard battery to be fitted in a specific module. The battery provides 30 hours autonomy. The display include a low status indicator



HYDRAULIC UNIT


Resistant and reliable one piece cast iron pump, worked with numerical control machine, including:

- Maximum pressure valve: safety device that ensures the transpallet against overloads. When the pressure inside the hydraulic circuit exceeds the set calibration value according to the maximum nominal flow, the valve automatically locks the forks.
- ON/OFF lowering valve
- External oil tank



CONFIGURATION PX25

STANDARD: nylon - polyurethane steering wheels and polyurethane tandem rollers



Description

1.1 Manufacturer			LIFTER
1.3 Drive			Manual
1.4 Operator type			Pedestrian
1.5 Load capacity	Q	Kg	2500
1.6 Load centre distance	c	mm	600
1.8 Load axle to end forks	x	mm	975
1.9 Wheel base	y	mm	1250

Weights

2.1 Service weight (battery included)		Kg	113
2.2 Axle load, laden rear		Kg	1830
2.2 Axle load, laden front		Kg	783
2.3 Axle load, unladen front		Kg	71
2.3 Axle load, unladen rear		Kg	42

Tyres/Chassis

3.1 Tyres: front wheels			POLY.C
3.1 Tyres: rear wheels			POLY.I.
3.2 Tyre size: Steering wheels - Width		mm	55
3.2 Tyre size: Steering wheels - Diameter		mm	200
3.3 Tyre size: Load rollers - Diameter		mm	82
3.3 Tyre size: Load rollers - Width		mm	60
3.5 Tyre size: rear wheels - Q.ty (X=driven)		nr	4
3.5 Tyre size: front wheels - Q.ty (X=driven)		nr	2
3.5 Rear balancing axle			No
3.6 Tread, front	b10	mm	155
3.7 Tread, rear	b11	mm	375

Dimensions

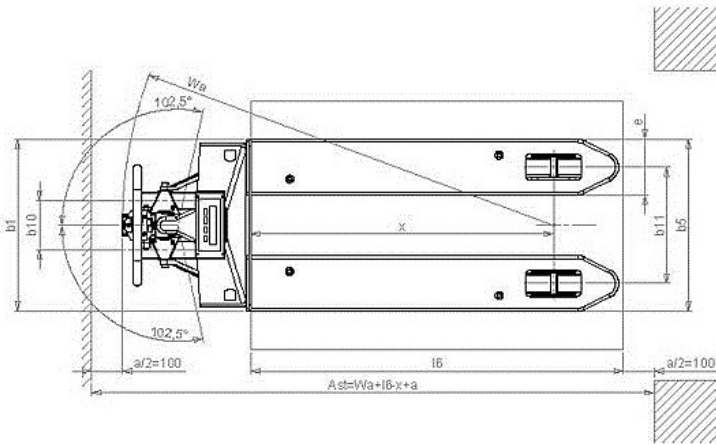
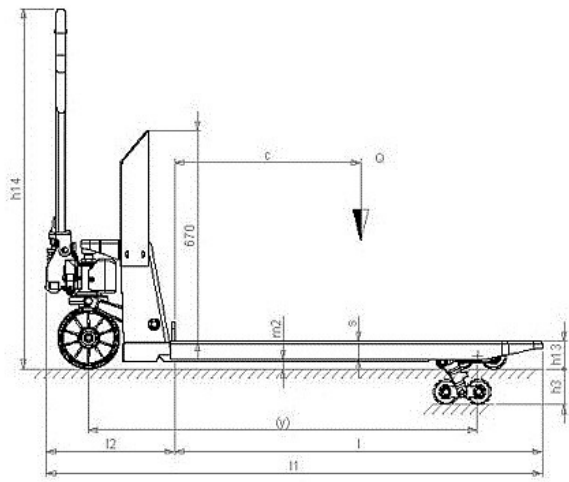
4.4 Lift height	h3	mm	115
4.9 Height of tiller in drive position max	h14	mm	1160
4.9 Height of tiller in drive position min	h14	mm	690
4.15 Height, lowered	h13	mm	90
4.19 Overall length	l1	mm	1596
4.20 Length to face of forks	l2	mm	411
4.21 Overall width	b1	mm	555
4.22 Fork dimensions - Thickness	s	mm	60
4.22 Fork dimensions - Width	e	mm	180
4.22 Fork dimensions - Length	l	mm	1185
4.25 Distance between fork arms	b5	mm	555
4.32 Ground clearance, centre of wheelbase	m2	mm	30
4.34 Aisle width	Ast	mm	1851
4.35 Turning radius	Wa	mm	1426

Performance data

5.2 Lifting speed laden	strokes	13
5.2 Lifting speed unladen	strokes	13
5.3 Lowering speed laden	m/s	0.05
5.3 Lowering speed unladen	m/s	0.02

Scale

Digits	Q.ty	6
Digit height	mm	25
Kilograms		Yes
Lbs		Yes
Tare		Yes
Auto-off		Yes
Totalization		No
Counting		No
Operating time	h	30
Accuracy	%	0.05
Shear-beam load cells	Q.ty	4
Division	Kg	0.5
6.4 Battery voltage	V	6
6.4 Battery capacity	Ah	1.1



The information is aligned with the Data file at the time of download. Printed on 08/04/2019 (ID 10363)

©2019 | PR INDUSTRIAL s.r.l. | All rights reserved | Image shown may not reflect actual package. Specifications subject to change without notice

